

FIRST CHOICE IN FLOWING SCREED



Lafarge Gyvlon screeds are suitable for application to most types of sub bases demonstrating an excellent degree of dimensional stability (max shrinkage/expansion on drying of 0.02%) when compared to traditional sand cement based screeds.

1.0 Maximum Bay Length

Floating on Insulation	Nominal 30m (max 40m)
Unbonded on Polythene/visqueen	Nominal 30m (max 40m)
Bonded	Nominal 30m (max 40m)
Underfloor Heating	Maximum of 20m

Recommended maximum bay lengths for Lafarge Gyvlon screed without the introduction of joints

2.0 Maximum Bay Size

Floating on Insulation	1000m ²
Unbonded on Polythene/visqueen	1000m ²
Bonded	1000m ²
Underfloor Heating	300m ²

Recommended maximum bay size for Lafarge Gyvlon screed without the introduction of joints

3.0 Movement Joints

The edge strip recommended for use with Gyvlon screeds is generally 8-10mm foamed polyethylene with an attached polythene skirt, this thickness relates directly to the maximum allowable positive movement within the screed.

40m x 0.02%  8mm

It is recommended that very large pours of floating or unbonded construction with a dimension >30m but <40m without a break such as a dividing wall should include a bay joint of compressible material such as Flexcell or Ethafoam. Alternatively, on hardening a saw cut to the full depth of the screed can be included to form the day joint.

As with all types of screed a joint must be formed above all structural movement joints.

Construction Joints and Bay Sizes

Applicator Data Sheet

Issue 1 07/11/05

Revision 1

Lafarge Gyvlon Ltd

Europa Boulevard Westbrook

Warrington WA5 7TN

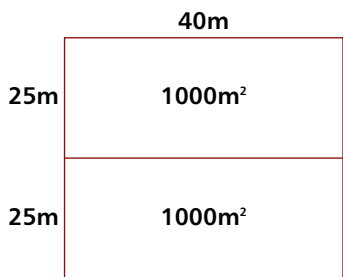
**LAFARGE**
GYVLON

FIRST CHOICE IN FLOWING SCREED



4.0 Joint Placement

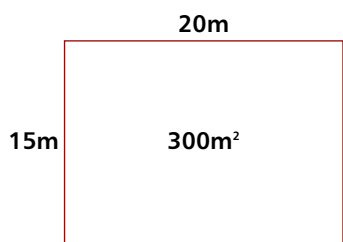
On larger pours the following guidelines may be of use when considering the layout of any day-work or bay joints during screed placement.



Normal Screeding Conditions

A bay joint is required at this position as the total screed area is in excess of 1000m².


Note: If construction joints are present in the base then additional jointing will be necessary



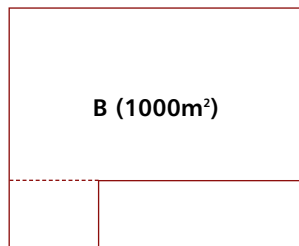
Underfloor Heating

Lafarge Gyvlon recommends that the maximum bay size when used in conjunction with for underfloor heating is 300m² Underfloor Heating manufacturers have their own guidelines for the positioning of movement joints within the screed; however it is important to note that a joint should be present between two independent heating circuits to allow for thermal movement within the screed and differential temperature gradients.

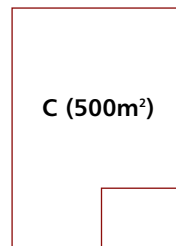
It is also necessary to note that the shape of the room can also affect the requirements for bay joints. The following guidelines highlight our recommendations with regards to placement of joints in relation to the shape of the room and area screeded.



No joint required as the proportional section is the main bay and the corner reflects into the main bay



Joint required as the corner reflects outwards



No joint required unless specified as a construction or day joint

Construction Joints and Bay Sizes

Applicator Data Sheet

Issue 1 07/11/05

Revision 1

Lafarge Gyvlon Ltd
Europa Boulevard Westbrook
Warrington WA5 7TN

